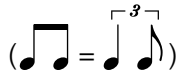


MISTY

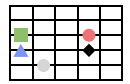
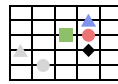
ERROL GARNER

EXERCICE 4 : ARPÈGES EN INVERSIONS DOWN AND UP



Eb Δ

Eb 6



(Fm7) Bb7 13

mf

3 R 7Δ 5 3 5 6 R

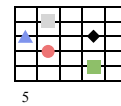
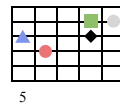
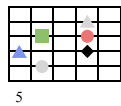
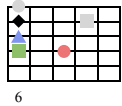
8 8 7 8 5 8 5 8

Bbm7

Eb7

Ab Δ

Ab 6



Bbm7 Eb7

5 b3 R b7 3 5 b7 R 7Δ 5 3 R 6 R 3 5

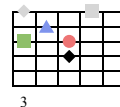
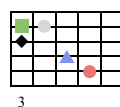
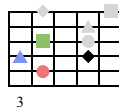
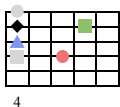
6 6 8 6 5 8 6 8 8 8 5 6 8 6 5 8

Abm7

Db7

Eb Δ

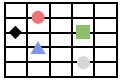
Cm7



b7 5 b3 R R 3 5 b7 7Δ 5 3 R 5 b7 R b3

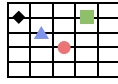
7 4 4 6 4 3 6 4 3 3 5 6 5 3 5 4

Fm7



5

Bb7

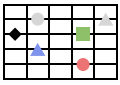


6

Musical notation for Fm7 and Bb7 chords. The treble clef staff shows a melodic line starting on the 6th fret. The bass clef staff shows the fretting hand positions. The notes are: R (6), b7 (8), 5 (5), b3 (6), R (9), 3 (7), 5 (6), b7 (9).

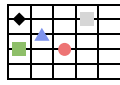
1.

Gm7



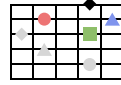
7

C7



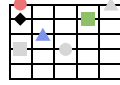
8

Fm7



6

Bb7



6

Musical notation for Gm7, C7, Fm7, and Bb7 chords. The treble clef staff shows a melodic line starting on the 7th fret. The bass clef staff shows the fretting hand positions. The notes are: b7 (10), 5 (7), b3 (8), R (10), b7 (8), R (10), 3 (9), 5 (8), 5 (8), b3 (9), R (6), b7 (8), 3 (7), 5 (6), b7 (9), R (6).